




**SYMBOL
OF QUALITY**



RUNGTA IRRIGATION LIMITED

(AN ISO 9001 : 2008 CERTIFIED COMPANY)

REGD. & HEAD OFFICE :

101, Pragati Tower 26, Rajendra Place, New Delhi- 110008

Ph. 011-45090900, 32905291 Fax : 91-11-45090931

E-mail : inforungta@gmail.com

rungtareception@gmail.com

Unaudited / Audited Financial Results for the period ended 31st March 2012

Annexure-1


Part-I Statement of Standalone / Consolidated unaudited/audited results for the quarter and - months ended 31st March 2012 or the year ended 31st March 2012							(Rs. in Lakhs)
Particulars	3 months ended 31/03/2012	Preceding 3 months ended 31/12/2011	Corresponding 3 months ended in the previous year (31.03.2011)	Year to Date Figures For current Period ended (31/03/2012)	Year to Date Figures For Previous Period ended (31/03/2011)	Previous accounting year ended (31/03/2011)	
	Unaudited	Unaudited	Unaudited	Unaudited	Unaudited	Audited	
1 Income From Operations							
(a) Net Sales/Income from Operation (Net of Excise Duty)	2,638.29	2,930.07	1,457.69	8,087.64	6,086.36	6,056.27	
(b) Other Operating Income	2.99	2.99	5.00	32.93	63.89	27.03	
Total income from operations (Net)	2,641.28	2,933.06	1,462.69	8,120.57	6,150.25	6,083.30	
2 Expenditure							
(a) Cost of material consumed	1,956.25	1,955.63	944.05	6,105.00	4,899.74	4,538.12	
(b) Purchases of Stock-in-trade							
(c) Change in inventories of finished goods, work in progress & stock in trade	37.45	242.93	59.34	7.82	(189.11)	(247.50)	
(d) Employee benefits expenses	106.70	99.86	57.56	380.07	289.53	296.18	
(e) Depreciation and amortisation expenses	43.90	39.24	36.52	153.04	125.28	125.14	
(f) Other expenses (Any item exceeding 10% of the total expenses relation to continue operations to be shown separately)	440.62	521.33	303.50	1,253.38	833.76	1,183.98	
Total expenses	2,584.91	2,858.99	1,400.97	7,899.30	5,959.20	5,895.95	
3 Profit / (Loss) from Operations before Other Income, Finance costs and exceptional items (1-2)	56.36	74.07	61.72	221.26	191.05	187.35	
4 Other Income	24.52	56.00	11.33	150.59	77.21	87.84	
5 Profit / (Loss) from ordinary activities before finance costs and exceptional items (3 + / - 4)	80.89	130.07	73.05	371.86	268.26	275.19	
6 Finance Costs	49.98	79.74	40.80	220.31	130.37	65.57	
7 Profit / (Loss) from ordinary activities after finance costs but before exceptional items (5 + / - 6)	30.90	50.33	32.25	151.54	137.89	209.62	
8 Exceptional items	(0.59)	-	-	0.27	-	(1.66)	
9 Profit (+)/ Loss (-) from Ordinary Activities before tax (7+8)	31.49	50.33	32.25	151.27	137.89	211.28	
10 Tax expense	9.48	0.03	12.50	50.06	54.67	58.62	
11 Net Profit / Loss from Ordinary activities after tax (9-10)	22.02	50.30	19.75	101.22	83.22	152.66	
12 Extraordinary Item (net of tax expense Rs. Lakhs)	-	-	-	-	-	(8.47)	
13 Net Profit/ Loss for the period (11-12)	22.02	50.30	19.75	101.22	83.22	161.13	
14 Share of profit / (Loss) of associates *	-	-	-	-	-	-	
15 Minority interest *	-	-	-	-	-	-	
16 Net Profit / (Loss) after taxes, minority interest and share of Profit / (Loss) of associates (13+-14+-15+-)	22.02	50.30	19.75	101.22	83.22	161.13	
17 Paid-up equity share capital	896.38	896.38	896.38	896.38	896.38	896.38	
(Face Value of the Share shall be indicated)	(Rs. 10 F/V)	(Rs. 10 F/V)	(Rs. 10 F/V)	(Rs. 10 F/V)	(Rs. 10 F/V)	(Rs. 10 F/V)	
18 Reserve excluding Revaluation Reserves as per Balance Sheet of Previous accounting year							
19 i Earning per share (before extraordinary items) (of Rs. /- each) (not annualised) :							
(a) Basic	0.18	0.50	0.28	0.86	0.66	1.56	
(b) Diluted							
19 ii Earning per share (after extraordinary items) (of Rs. /- each) (not annualised) :							
(a) Basic	0.18	0.50	0.28	0.86	0.66	1.56	
(b) Diluted							

For Rungta Irrigation Ltd.

(Signature)
Chairman Cum
Managing Director
(M.P. RUNGTA)



**SYMBOL
OF QUALITY**



RUNGTA IRRIGATION LIMITED

(AN ISO 9001 : 2008 CERTIFIED COMPANY)

REGD. & HEAD OFFICE :

101, Pragati Tower 26, Rajendra Place, New Delhi- 110008

Ph. 011-45090900, 32905291 Fax : 91-11-45090931


E-mail : inforungta@gmail.com

rungtareception@gmail.com

Part-II							(Rs. in Lacs)
Select Information for the Quarter and - months ended 31/03/2012							
Particulars	3 months ended 31/03/2012	Preceding 3 months ended 31/12/2011	Corresponding 3 months ended in the previous year (31.03.2011)	Year to Date Figures For current Period ended (31/03/2012)	Year to Date Figures For Previous Period ended (31/03/2011)	Previous accounting year ended (31/03/2011)	
	Unaudited	Unaudited	Unaudited	Unaudited	Unaudited	Audited	
A PARTICULARS OF SHAREHOLDING							
1 Public shareholding							
- Number of Shares	5,4,63,100	5,4,63,100	5,4,63,100	5,4,63,100	5,4,63,100	5,4,63,100	
- Percentage of shareholding	61.69	61.69	61.69	61.69	61.69	61.69	
2 Promoters and Promoter Group Shareholding **							
a) Pledged / Encumbered							
- Number of Shares	0	0	0	0	0	0	
- Percentage of shares (as a % of the total shareholding of promoter and promoter group)	0	0	0	0	0	0	
- Percentage of shares (as a % of the total share capital of the Company)	0	0	0	0	0	0	
a) Non - encumbered							
- Number of Shares	33,93,000	33,93,000	33,93,000	33,93,000	33,93,000	33,93,000	
- Percentage of shares (as a % of the total shareholding of promoter and promoter group)	100	100	100.00	100.00	100.00	100.00	
- Percentage of shares (as a % of the total share capital of the Company)	38.31	38.31	38.31	38.31	38.31	38.31	

Particulars	months ended (31.03.2012)
B INVESTER COMPLAINTS	
Pending at the beginning of the quarter	0
Received during the quarter	1
Disposed of during the quarter	1
Remaining unresolved at the end of quarter	0

For Rungta Irrigation Ltd.


Chairman Cum
Managing Director
(M.P. RUNGTA)



**SYMBOL
OF QUALITY**



RUNGTA IRRIGATION LIMITED

(AN ISO 9001 : 2008 CERTIFIED COMPANY)

REGD. & HEAD OFFICE :

101, Pragati Tower 26, Rajendra Place, New Delhi- 110008

Ph. 011-45090900, 32905291 Fax : 91-11-45090931


E-mail : inforungta@gmail.com

rungtareception@gmail.com

Disclosure of Balance Sheet items as per Clause 41 of the Listing Agreement:

Standalone / Consolidated Statement of Assets and Liabilities (Particulars)		As at (current year end) 31.03.2012	As at (Previous year end) 31.03.2011
A EQUITY AND LIABILITIES			
1 Shareholders Fund			
(a) Share Capital		1,230.39	1,230.39
(b) Reserves & Surplus		4,477.29	4,326.01
(c) Money received against share warrants			
Sub-Total-Shareholder's Funds		5,707.68	5,556.41
2 Share application money pending allotment			
		-	-
3 Minority Interest *			
		-	-
4 Non-current Liabilities			
(a) Long Term borrowings		1,231.41	1,063.97
(b) Defferred Tax Liabilities (Net)		-	-
(c) Other Long Term Liabilities		14.00	9.30
(d) Long Term Provisions		-	-
Sub-Total-Non Current Liabilities		1,245.41	1,073.27
5 Current Liabilities			
(a) Short Term borrowings		278.52	384.30
(b) Trade payables		505.92	410.63
(b) Other current liabilities		526.77	254.12
(d) Short Term Provisions		73.58	77.27
Sub-Total- Current Liabilities		1,384.80	1,126.33
TOTAL - EQUITY AND LIABILITIES		8,337.89	7,756.01
B ASSETS			
1 Non-current assets			
(a) Fixed Assets		1,096.96	733.51
(b) Goodwill on consolidation *		-	-
(c) Non-current investments		2,277.14	2,281.24
(d) Defferred Tax Assets (Net)		17.02	17.02
(e) Long Term loans and advances		-	-
(f) Other non-current assets		-	-
Sub-Total- Non-Current Assets		3,391.11	3,031.76
2 Current Assets			
(a) Current Investment		-	-
(b) Inventories		986.37	1,039.52
(c) Trade Receivables		3,014.99	1,880.19
(d) Cash and Cash equivalents		265.28	317.75
(e) Short Term Loans & advances		680.13	1,486.79
(f) Other current assets		-	-
Sub-Total- Current Assets		4,946.77	4,724.25
TOTAL ASSETS		8,337.89	7,756.01

For Rungta Irrigation Ltd.


Chairman Cum

Managing Director
(M.P. RUNGTA)